




Item# _____

Job _____



Drop Mat Shelving (Super Erecta® and qwikSLOT™)



DROP MAT SHELVING SYSTEM (SUPER ERECTA® AND qwikSLOT™)


Increases Vertical Density. Available in Super Erecta and qwikSLOT styles, the Drop Mat system can maximize vertical storage density. Whether used for merchandising or storage, Drop Mat's thin shelf design, approximately 1/4", can save up to 1/4" per shelf level when compared to sheet metal shelving.

Features

- Thin, 1/4" shelves
- qwikSLOT style shelves available
- Built-in Ledge
- Quick Adjustability
- Fast, easy assembly and reconfiguration
- Aesthetically pleasing finishes
- Mobile
- Strong, durable

Benefits


- Increases density up to 20%.
- Can be slanted.
- Frame is attached above surface creating a built-in product stop.
- Super Erecta style is adjustable in 1" (25.4mm) increments. qwikSLOT version allows for the addition, removal or adjustment of intermediate shelves in seconds, at 1" (25.4mm) increments.
- No tools required.
- Metro's stylish design and a palate of color offerings create an attractive yet strong and durable system.
- Optional casters can be added easily at any time.
- Each shelf can support up to 250 lb. (115kg).



SLANTED SHELVES

Any qwikSLOT shelf can be slanted 2" (back to front) simply by adjusting the rear clips 2" higher than the front clips for a given shelf.

For a slanted shelf with a 10" slope from back to front, the Super Erecta qwikSLOT shelf design allows you to install an 18 inch shelf in a 14" deep unit, with a 10" slope. (Same for 21" shelf in an 18" unit; 24" shelf in a 21" unit).



InterMetro Industries Corporation
North Washington Street
Wilkes-Barre, PA 18705
www.metro.com

Copyright © 2000 InterMetro Industries Corp.

10-12

Job _____



DROP MAT SHELVING

(SUPER ERECTA® AND qwikSLOT™)

qwikSLOT™ Drop Mat

| Width (in.) (mm) | Length (in.) (mm) | Approx. Pkd. Wt. (lbs.) (kg) | Cat. No. Super Erecta Brite | Cat. No. Chrome | Cat. No. Black | Cat. No. White | Cat. No. Smoked Glass | Cat. No. Designer Colors* |
|---------------------|----------------------|---------------------------------|--------------------------------|--------------------|-------------------|-------------------|--------------------------|------------------------------|
| 14 | 355 | 36 910 | 7.25 3.2 | HDM1436QBR | HDM1436QC | HDM1436QBL | HDM1436QW | HDM1436Q-DSG HDM1436Q-D |
| 14 | 355 | 48 1220 | 9.75 4.3 | HDM1448QBR | HDM1448QC | HDM1448QBL | HDM1448QW | HDM1448Q-DSG HDM1448Q-D |
| 18 | 455 | 36 910 | 8.5 3.8 | HDM1836QBR | HDM1836QC | HDM1836QBL | HDM1836QW | HDM1836Q-DSG HDM1836Q-D |
| 18 | 455 | 48 1220 | 11.25 5.0 | HDM1848QBR | HDM1848QC | HDM1848QBL | HDM1848QW | HDM1848Q-DSG HDM1848Q-D |
| 21 | 530 | 36 910 | 10.75 4.8 | HDM2136QBR | HDM2136QC | HDM2136QBL | HDM2136QW | HDM2136Q-DSG HDM2136Q-D |
| 21 | 530 | 48 1220 | 13.25 5.9 | HDM2148QBR | HDM2148QC | HDM2148QBL | HDM2148QW | HDM2148Q-DSG HDM2148Q-D |
| 24 | 610 | 36 910 | 12.25 5.5 | HDM2436QBR | HDM2436QC | HDM2436QBL | HDM2436QW | HDM2436Q-DSG HDM2436Q-D |
| 24 | 610 | 48 1220 | 15.25 6.8 | HDM2448QBR | HDM2448QC | HDM2448QBL | HDM2448QW | HDM2448Q-DSG HDM2448Q-D |

*For ordering information on Designer colors, refer to bottom of page.

Important Notes

1. A typical unit will incorporate 4 qwikSLOT posts, at least 2 Super Erecta shelves (one at the top and bottom of unit), and as many qwikSLOT Drop Mat shelves as desired between the top and bottom shelf.
2. A qwikSLOT Drop Mat shelf is rated at 250 lbs. (115 kg) per shelf. A typical qwikSLOT Drop Mat unit is rated at 800 lbs. (375 kg) capacity per unit. For higher unit capacities, an intermediate Super Erecta shelf must be installed approximately at mid-height on the unit.
3. Mobile Applications: All mobile applications require intermediate Super Erecta shelf installed approximately at mid-height on the unit.

Super Erecta® Drop Mat

| Width (in.) (mm) | Length (in.) (mm) | Approx. Pkd. Wt. (lbs.) (kg) | Cat. No. Super Erecta Brite | Cat. No. Chrome | Cat. No. Black | Cat. No. White | Cat. No. Smoked Glass | Cat. No. Designer Colors* |
|---------------------|----------------------|---------------------------------|--------------------------------|--------------------|-------------------|-------------------|--------------------------|------------------------------|
| 14 | 355 | 36 910 | 7.25 3.2 | HDM1436BR | HDM1436NC | HDM1436BL | HDM1436W | HDM1436-DSG HDM1436-D |
| 14 | 355 | 48 1220 | 9.75 4.3 | HDM1448BR | HDM1448NC | HDM1448BL | HDM1448W | HDM1448-DSG HDM1448-D |
| 18 | 455 | 36 910 | 8.5 3.8 | HDM1836BR | HDM1836NC | HDM1836BL | HDM1836W | HDM1836-DSG HDM1836-D |
| 18 | 455 | 48 1220 | 11.25 5.0 | HDM1848BR | HDM1848NC | HDM1848BL | HDM1848W | HDM1848-DSG HDM1848-D |
| 21 | 530 | 36 910 | 10.75 4.8 | HDM2136BR | HDM2136NC | HDM2136BL | HDM2136W | HDM2136-DSG HDM2136-D |
| 21 | 530 | 48 1220 | 13.25 5.9 | HDM2148BR | HDM2148NC | HDM2148BL | HDM2148W | HDM2148-DSG HDM2148-D |
| 24 | 610 | 24 610 | 8.5 3.8 | HDM2424BR | HDM2424NC | HDM2424BL | HDM2424W | HDM2424-DSG HDM2424-D |
| 24 | 610 | 36 910 | 12.25 5.5 | HDM2436BR | HDM2436NC | HDM2436BL | HDM2436W | HDM2436-DSG HDM2436-D |
| 24 | 610 | 48 1220 | 15.25 6.8 | HDM2448BR | HDM2448NC | HDM2448BL | HDM2448W | HDM2448-DSG HDM2448-D |

*For ordering information on Designer colors, refer to bottom of page.

qwikSLOT™ Posts are fitted with adjustable leveling bolts to compensate for uneven surfaces.

| Height† (in.) (mm) | Approx. Pkd. Wt. (lbs.) (kg) | Cat. No. Super Erecta Brite | Cat. No. Black | Cat. No. White | Cat. No. Smoked Glass | Cat. No. Designer Colors* |
|-----------------------|---------------------------------|--------------------------------|-------------------|-------------------|--------------------------|------------------------------|
| 34 1/2 | 875 | 2 0.9 | 33PQ | 33PQBL | 33PQW | 33PQ-DSG 33PQ-D |
| 54 9/16 | 1385 | 3 1.4 | 54PQ | 54PQBL | 54PQW | 54PQ-DSG 54PQ-D |
| 62 3/16 | 1590 | 3 1/2 1.6 | 63PQ | 63PQBL | 63PQW | 63PQ-DSG 63PQ-D |
| 74 5/8 | 1895 | 4 1.8 | 74PQ | 74PQBL | 74PQW | 74PQ-DSG 74PQ-D |
| 86 5/8 | 2200 | 5 2.3 | 86PQ | 86PQBL | 86PQW | 86PQ-DSG 86PQ-D |

†Height includes leveling bolt.

When ordering qwikSLOT posts for mobile applications, add a "U" before the "P" in the post's catalog number (i.e. 74UPQ).

*For ordering information on Designer colors, refer to bottom of page.

Super Erecta SiteSelect™ Posts are fitted with adjustable leveling bolts to compensate for uneven surfaces.

| Height† (in.) (mm) | Approx. Pkd. Wt. (lbs.) (kg) | Cat. No. Chrome | Cat. No. Black | Cat. No. White | Cat. No. Smoked Glass | Cat. No. Designer Colors* |
|-----------------------|---------------------------------|--------------------|-------------------|-------------------|--------------------------|------------------------------|
| 34 1/2 | 875 | 2 0.9 | 33P | 33PBL | 33PW | 33P-DSG 33P-D |
| 54 9/16 | 1385 | 3 1.4 | 54P | 54PBL | 54PW | 54P-DSG 54P-D |
| 62 3/16 | 1590 | 3 1/2 1.6 | 63P | 63PBL | 63PW | 63P-DSG 63P-D |
| 74 5/8 | 1895 | 4 1.8 | 74P | 74PBL | 74PW | 74P-DSG 74P-D |
| 86 5/8 | 2200 | 5 2.3 | 86P | 86PBL | 86PW | 86P-DSG 86P-D |

†Height includes leveling bolt and cap.

When ordering posts for mobile applications, add a "U" before the "P" in the post's catalog number (i.e. 74UP).

*For ordering information on Designer colors, refer to bottom of page.

**Note: Special length posts are available.

When ordering Designer colors, add the appropriate suffix from the following list after the "D" at the end of the catalog number:

- | | | | | |
|-----------------------|-----------------------|---------------|-----------|------------------|
| Hunter Green — HG | Copper Hammetone — CH | Flame — F | Teal — TE | Cloud Grey — CG |
| Silver Hammetone — SH | Ruby — RB | Sapphire — SP | Wine — WN | Black Matte — BM |

For detailed product information, contact your Metro representative.

Manufactured by:

InterMetro Industries Corp.
North Washington Street
Wilkes-Barre, PA 18705
www.metro.com

Phone 570-825-2741
FAX 570-825-2852
For Product Information, call 1-800-433-2232
For Customer Service, call 1-800-992-1776



InterMetro Industries Corporation
North Washington Street
Wilkes-Barre, PA 18705
www.metro.com

L03-209
11/00 BJ

Printed in U.S.A.

Information and specifications are subject to change without notice. Please confirm at time of order.